

# ASPECT™

CABINETRY

Built with a Better Perspective™








PRODUCT BROCHURE 2022  
FINISHES / CONSTRUCTION / GALLERY



HANOVER  
surf • american poplar

cover:  
door style • aspen  
finish • ice cap paint

# TABLE OF CONTENTS

	GALLERY	02
	DRAWER & DOOR STYLE OPTIONS	05
	STAIN FINISHES	09
	PAINT FINISHES	10
	CABINET CONSTRUCTION	13





# GALLERY



PIONEER  
tundra • paint



SQUARE RAISED  
kona • maple



SQUARE RAISED  
tundra • paint  
indigo • american poplar



HANOVER  
white rock • american poplar

# DRAWER FRONT OPTIONS



Aspect door styles are available in American Poplar, Maple, Oak or Painted finishes and as traditional or full overlay. Door styles are available with a traditional slab style drawer front with matching door edge profiles, shaped drawer fronts or matching five-piece drawer fronts. The Sculpted, Square Raised and Oxford Panel shaped drawer fronts feature a more decorative profile that will not match the door edge profiles exactly. For an appearance similar to the door style, choose the matching five-piece drawer front with matching edge profile.

Square Raised  
w/Square Raised  
Shaped Front

Landes  
w/Matching  
Front

Aspen  
w/Sculpted  
Shaped Front

Oxford  
w/Oxford  
Shaped Front

Lancaster  
w/Slab  
Front



## VISIT US ONLINE

Go to [aspectcabinetry.com](http://aspectcabinetry.com) to view our complete photo gallery featuring Aspect Cabinetry. You can also explore our large selection of finishes, learn about the construction of our cabinets, and find out where to buy Aspect. All of this and more is just a click away.



# DOOR STYLE OPTIONS



Arch Flat  
white rock  
american poplar



Arch Raised  
autumn  
red oak



Asherville  
dover white



Aspen  
smoke  
maple



Aspen w/Sculpted DF  
praline  
maple



Crown Flat  
surf  
american poplar



Crown Raised  
ginger  
maple



Essex  
kona  
maple



Heritage  
bayou  
american poplar



Heritage w/Slab DF  
gravelstone  
red oak



Hanover w/Slab DF  
sandstone  
maple



Hanover  
dorian gray



# DOOR STYLE OPTIONS



Lancaster w/Slab DF  
mink  
american poplar



Lancaster  
indigo  
american poplar



Landes  
olympus white



Metropolitan  
castlegate  
american poplar



Oxford w/Oxford Shaped DF  
urban  
red oak



Oxford  
tundra



Pioneer  
sedona  
maple



Square Flat w/Slab DF  
dark azure  
red oak



Square Flat  
chocolate  
american poplar



Square Raised  
hazel  
american poplar




Square Raised w/Square  
Shaped DF  
dover










METROPOLITAN  
midnight • red oak



## MAPLE














## AMERICAN POPLAR





# STAIN FINISHES





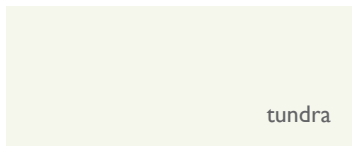



## RED OAK



# PAINT FINISHES

## PAINT COLORS

Painted cabinetry is timeless. With Aspect Cabinetry you will have a look that will last for years to come. Painted finishes are available on maple\* or red oak wood species.



\*painted maple will be maple or other tight grained hardwoods with characteristics similar to maple. Some components, such as center panels of doors will be MDF for stability and appearance.



LANCASTER  
tundra • paint

# KITCHEN CABINET COMPANIES AREN'T ALL THE SAME. MAKE SURE YOU PICK ONE THAT HAS A POSITIVE IMPACT ON THE ENVIRONMENT.

A recent study by Hanley-Wood found that environmental sustainability is one of the top reasons cited when selecting cabinets



KITCHEN CABINET MANUFACTURERS ASSOCIATION, ENVIRONMENTAL STEWARDSHIP PROGRAM (ESP). ALL PRODUCTS IMPACT THE ENVIRONMENT FOR ESP PROGRAM CRITERIA. VISIT KCMA.ORG

## RESPONSIBLE PROCESS RESOURCE MANAGEMENT:

Cabinet manufacturers are checked to ensure they are dealing with wastes in responsible, sustainable ways and that they have a comprehensive recycling program in place.



## ENVIRONMENTAL STEWARDSHIP:

Cabinet manufacturers are checked to ensure they have a written policy stating their commitment to environmental quality and that they attempt to ensure their vendors also engage in environmentally sustainable practices.



## COMMUNITY ENGAGEMENT:

Cabinet manufacturers are examined to ensure they demonstrate community involvement and observe all federal, state and local environmental regulations.

## SUSTAINABLE PRODUCT RESOURCE MANAGEMENT:

Cabinet manufacturers are investigated to ensure they are purchasing materials from reputable companies with sustainable forestry programs.



To earn the KCMA Environmental Stewardship Program Certification Seal, companies need to score 80 out of a possible 110 points in these categories:



## AIR QUALITY:

Cabinets are inspected to ensure they meet safe emission standards for formaldehyde and other hazardous air pollutant levels.

For more information, visit [www.kcma.org](http://www.kcma.org).




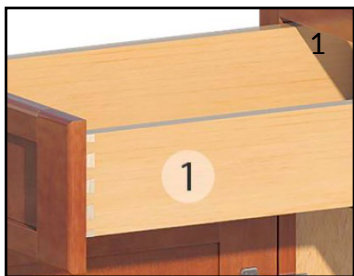
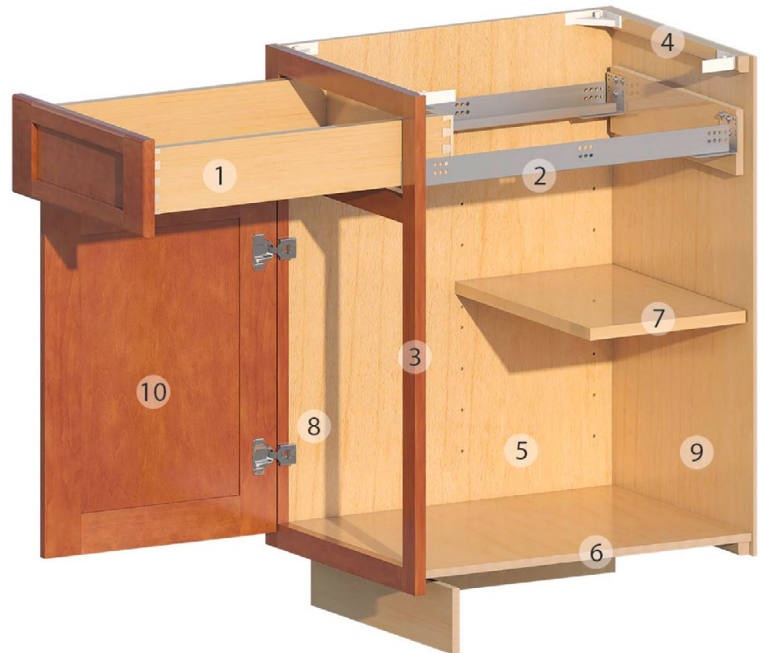
# CABINET CONSTRUCTION



Aspect Cabinetry provides built-to-order cabinetry, just for you, with a large selection of cabinet types and sizes. With custom height, depth, and width modifications, Aspect Cabinetry provides the flexibility to meet your individual design needs. You can have affordable cabinets for your entire home without sacrificing quality. The list below outlines our quality construction methods.

## CONSTRUCTION METHODS

1. 5/8" hardwood dovetail drawer box
2. Guides are Blum TANDEM edge BLUMOTION 7/8" extension with integrated soft closing mechanism (optional Blum TANDEM full extension guides with integrated BLUMOTION soft closing mechanism)
3. 1 1/2" wide solid wood face frames
4. Solid wood hanging rails for sturdy installation
5. 1/2" cabinet sides (1/4" matching ends applied to 1/2" cabinet sides when finished)
6. 1/2" tops and bottoms on wall cabinets and 1/2" bottoms on base cabinets
7. 3/4" thick shelves
8. Blum COMPACT BLUMOTION 6-way adjustable hinges with integrated soft closing mechanism
9. Interior is laminated in an attractive natural maple pattern
10. Catalyzed, conversion varnish top coat protects the cabinetry for years to come



back cover:  
door style • metropolitan  
finish • ice cap paint  
\*range hood not available

# ASPECT™

---

## CABINETS

aspectcabinetry.com



KITCHEN CABINET MANUFACTURERS ASSOCIATION  
ENVIRONMENTAL STEWARDSHIP PROGRAM (ESP)  
ALL PRODUCTS IMPACT THE ENVIRONMENT  
FOR ESP PROGRAM CRITERIA, VISIT KCMA.ORG

Manufactured by W. W. Wood Products, Inc.  
A family-owned company

Due to limitations in printing or changes in manufacturing, the finishes and products shown may not be accurately represented or are no longer available. Visit a retailer to view samples and confirm availability.



LIT-ASP 1/23