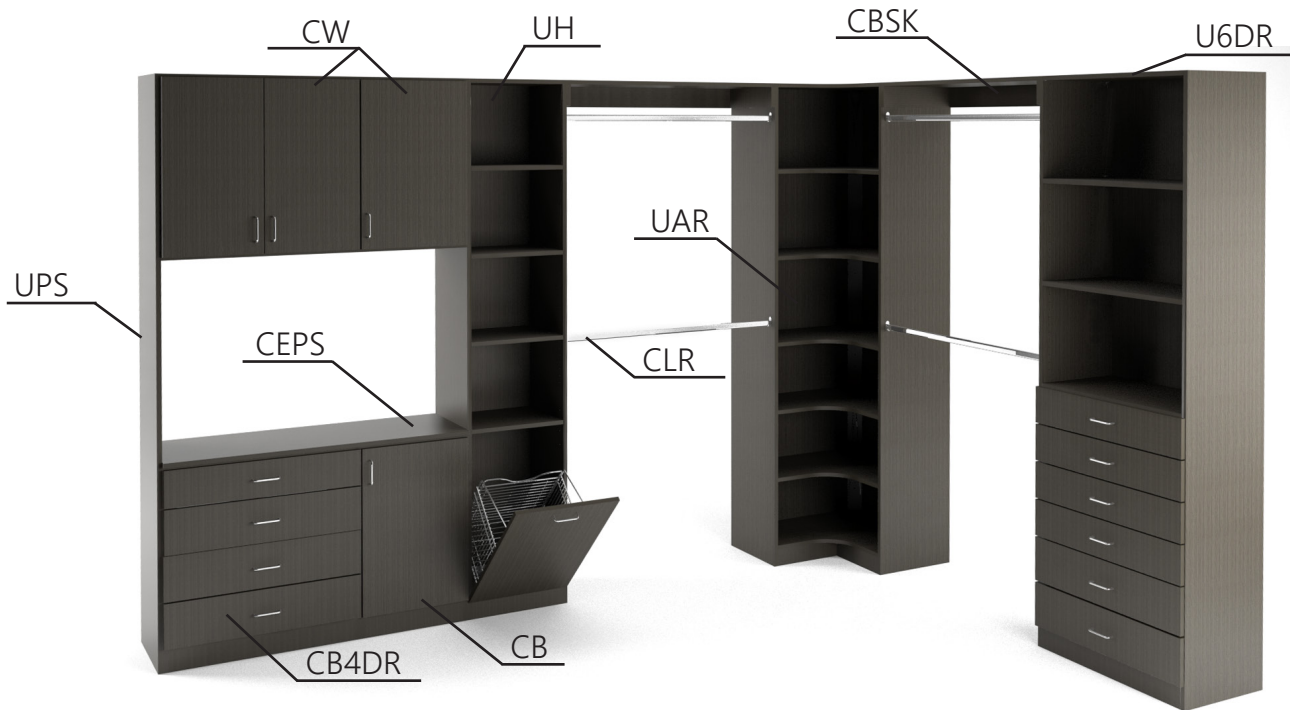
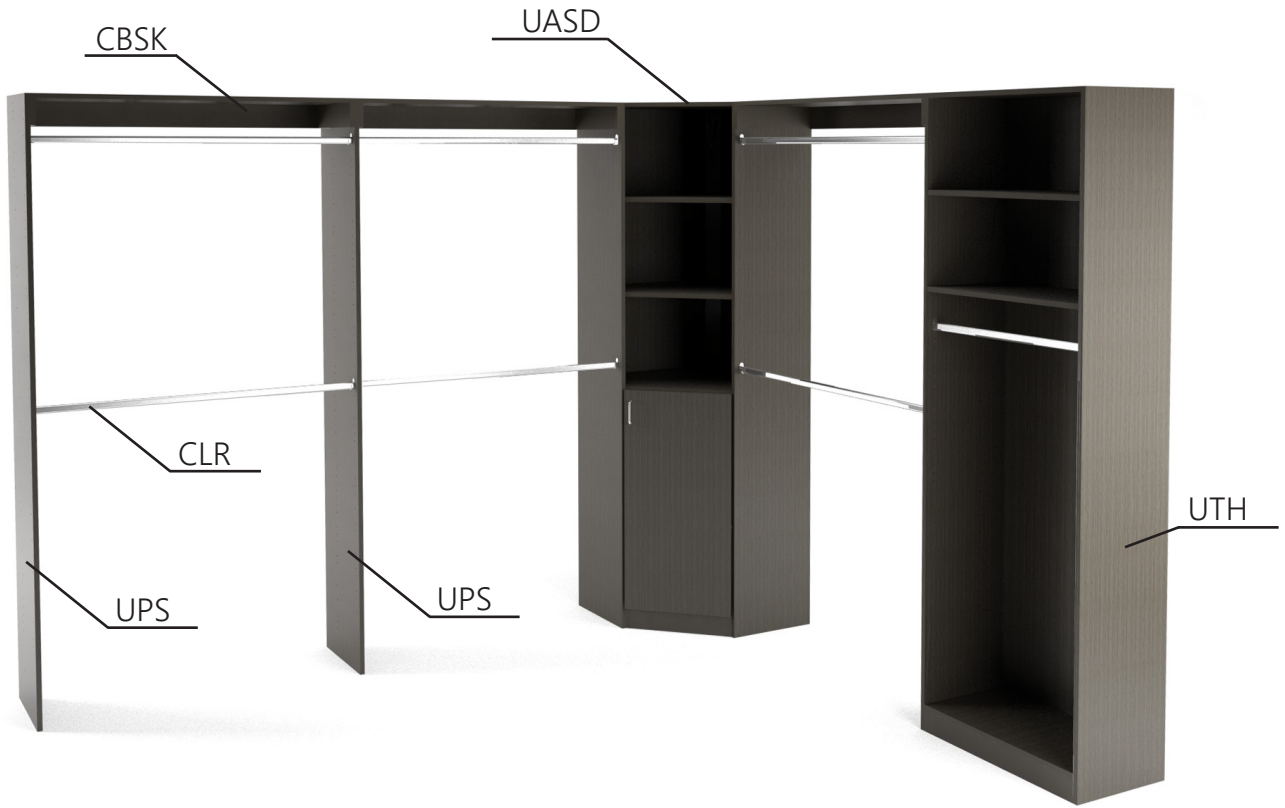


DavantiTM

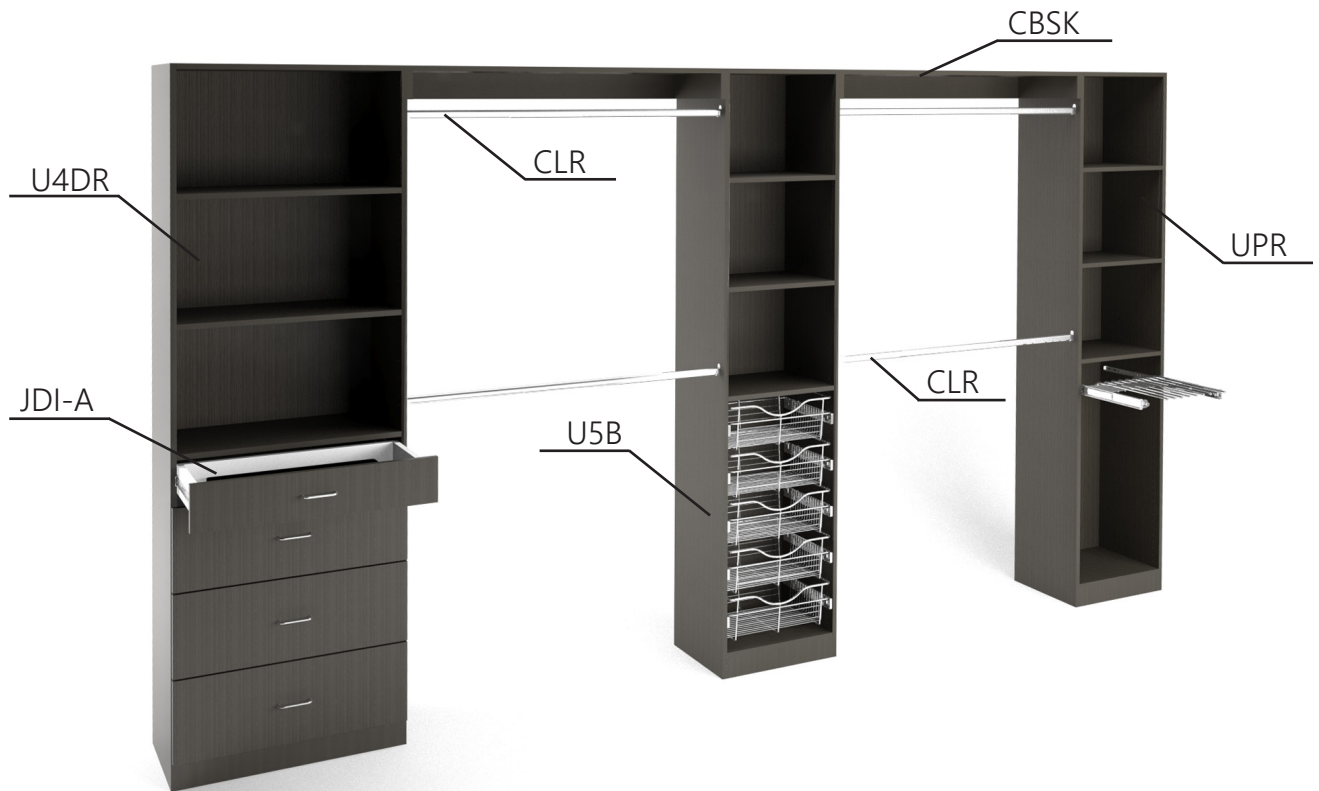
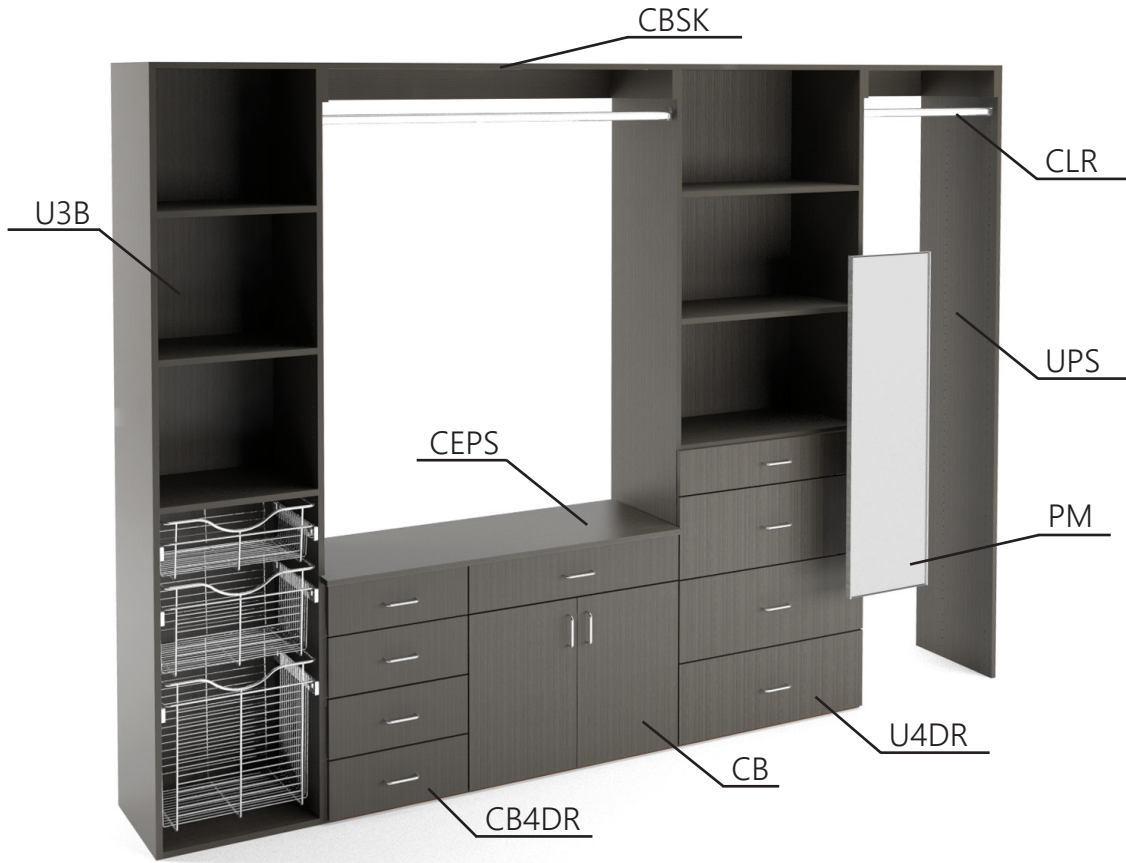
CLOSETS



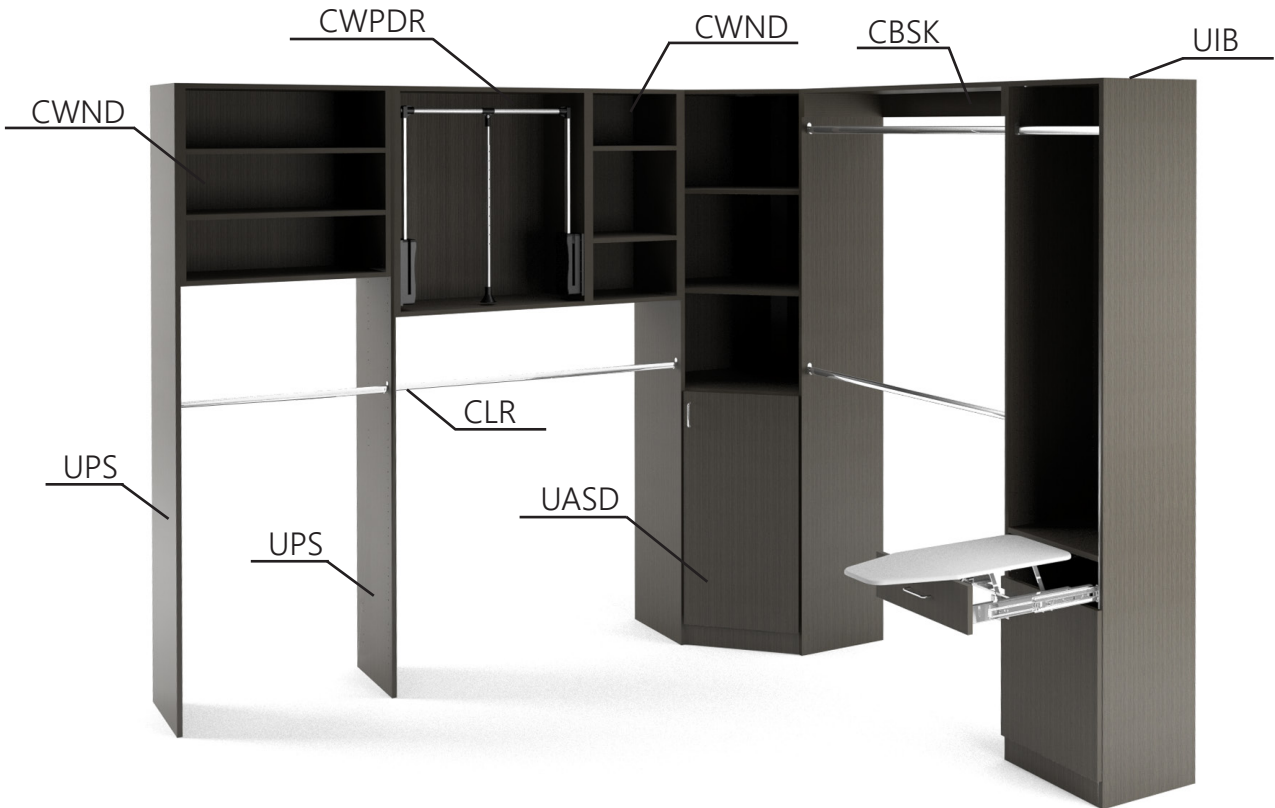
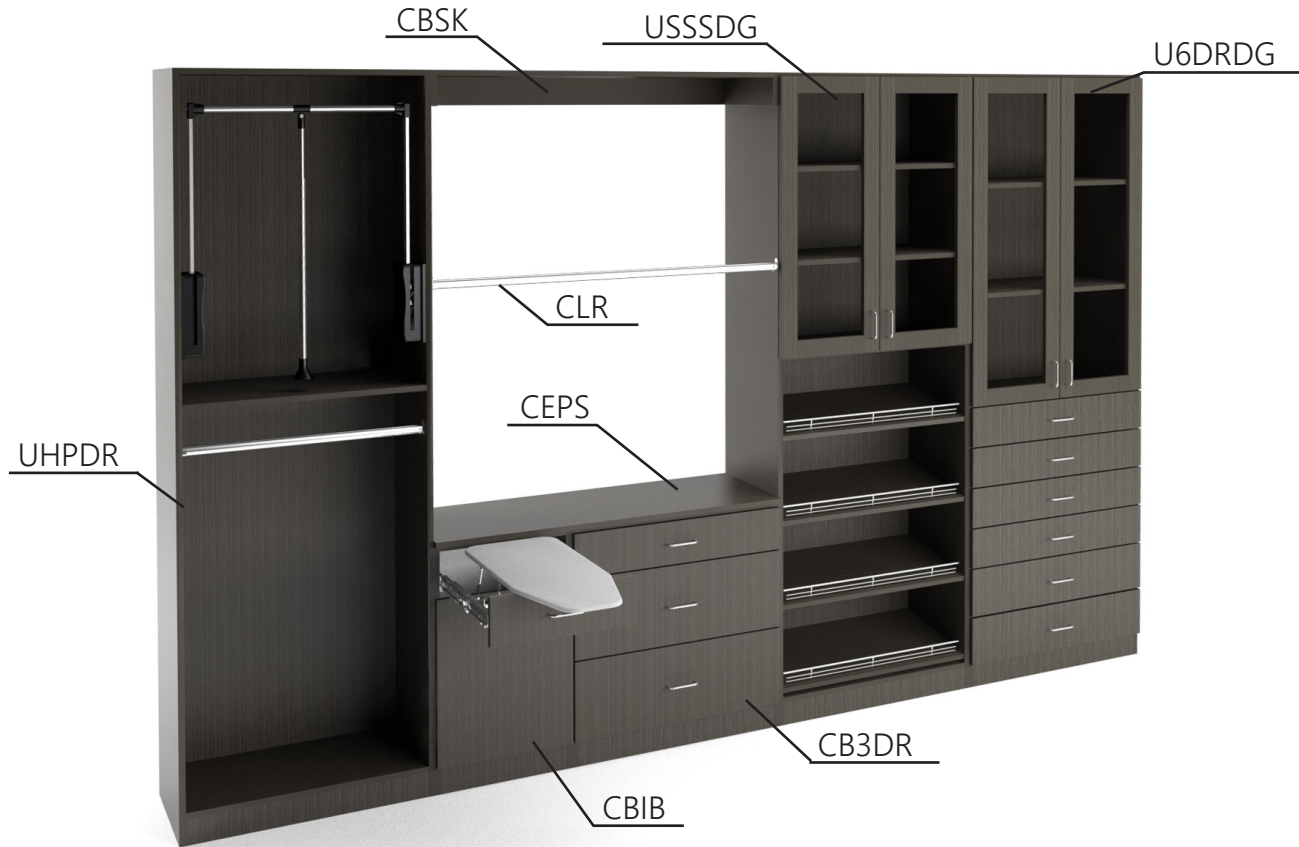
CLOSET EXAMPLES



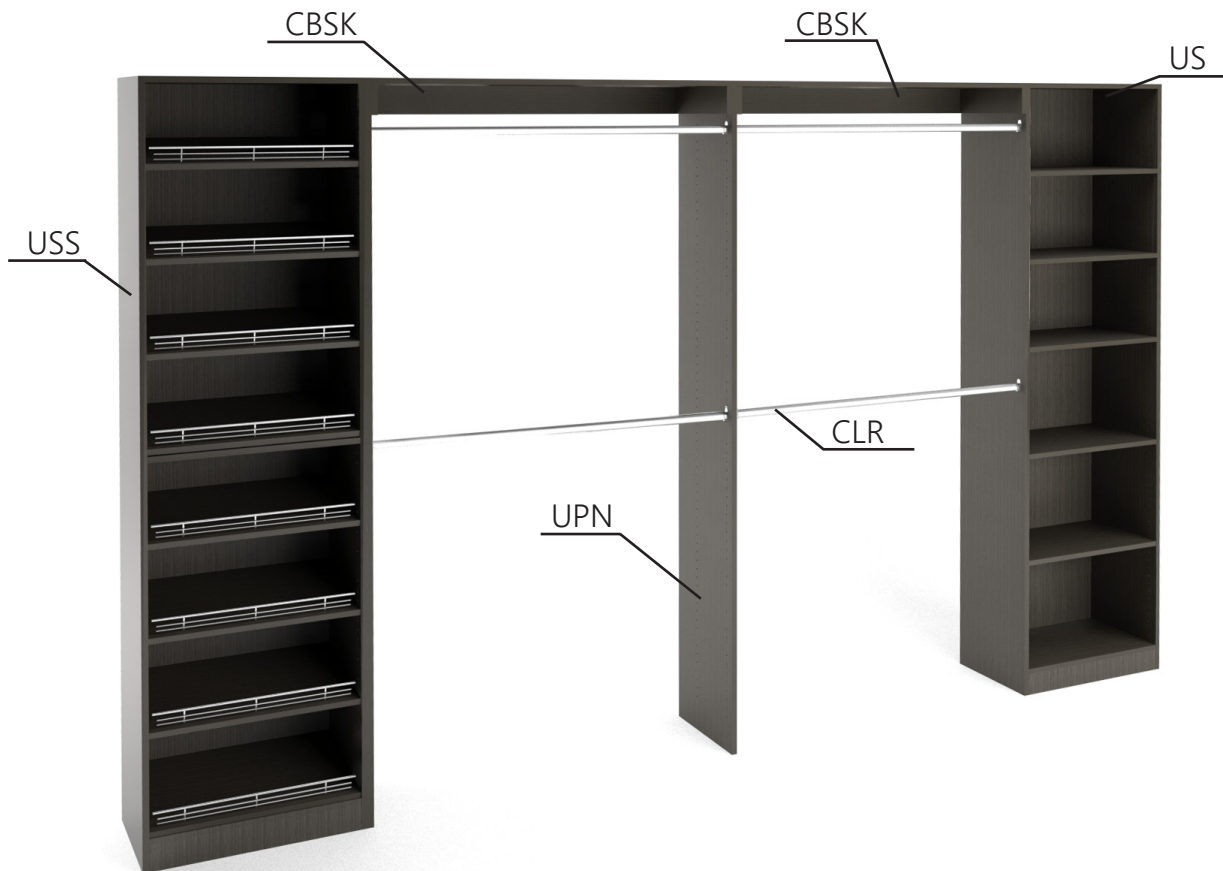
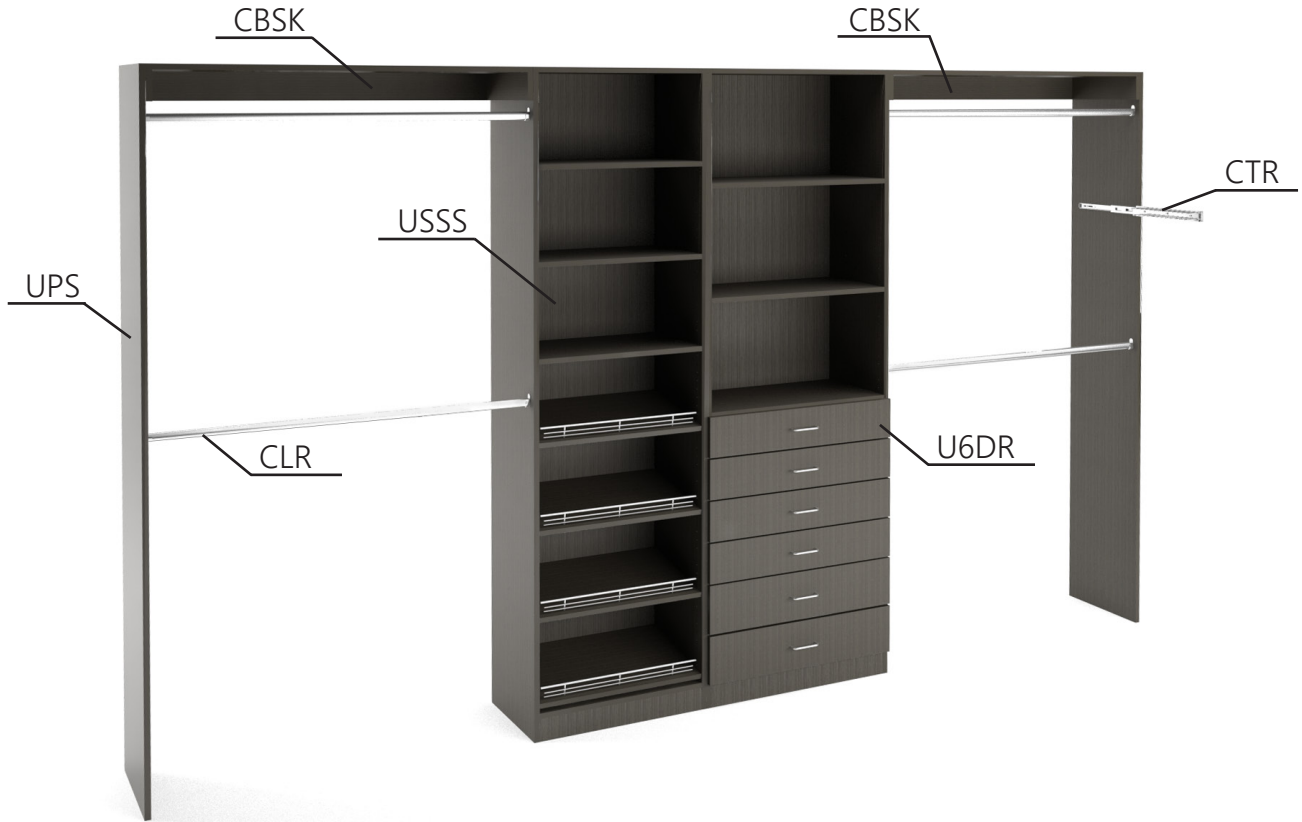
CLOSET EXAMPLES







CLOSET EXAMPLES







CLOSET EXAMPLES



FINISHES & STYLES

| MONTEREY | DESCRIPTION | |
|---|---|--|
|  | <ul style="list-style-type: none"> • door & drawer front material consists of 3/4" white thermally fused laminated particleboard, with matching PVC edge banding • cabinets are assembled using doweled construction. Side, top & bottom panels are 3/4" white melamine particleboard edge banded melamine with exterior color coordinated PVC edge banding • 4" wide stretchers and nailers • 1/8" reveal on left & right edges of all doors and drawer fronts • 1/2" reveal at top and bottom of all cabinets • 1/4" reveal between drawer fronts on drawer stacks • 1/4" reveal between bottom of drawer and top of door | |
| ALISO | DESCRIPTION | |
|  | <ul style="list-style-type: none"> • door & drawer front material consist of 3/4" particle board laminated with thermally fused laminate, with matching PVC edge banding • cabinets are assembled using doweled construction. Side, top & bottom panels are 3/4" thermally fused laminated particleboard, edge banded with exterior color coordinated PVC edge banding. Patterns are vertical. • 4" wide stretchers and nailers • 1/8" reveal on left & right edges of all doors and drawer fronts • 1/2" reveal at top and bottom of all cabinets • 1/4" reveal between drawer fronts on drawer stacks • 1/4" reveal between bottom of drawer and top of door | |
| ALNO | DESCRIPTION | |
|  | <ul style="list-style-type: none"> • door & drawer front material consist of 3/4" particle board laminated with thermally fused laminate, with matching PVC edge banding • cabinets are assembled using doweled construction. Side, top & bottom panels are 3/4" thermally fused laminated particleboard, edge banded with exterior color coordinated PVC edge banding. Patterns are vertical. • 4" wide stretchers and nailers • 1/8" reveal on left & right edges of all doors and drawer fronts • 1/2" reveal at top and bottom of all cabinets • 1/4" reveal between drawer fronts on drawer stacks • 1/4" reveal between bottom of drawer and top of door | |
| FORMOSA | DESCRIPTION | |
|  | <ul style="list-style-type: none"> • door & drawer front material consist of 3/4" particle board laminated with thermally fused laminate, with matching PVC edge banding • cabinets are assembled using doweled construction. Side, top & bottom panels are 3/4" thermally fused laminated particleboard, edge banded with exterior color coordinated PVC edge banding. Patterns are vertical. • 4" wide stretchers and nailers • 1/8" reveal on left & right edges of all doors and drawer fronts • 1/2" reveal at top and bottom of all cabinets • 1/4" reveal between drawer fronts on drawer stacks • 1/4" reveal between bottom of drawer and top of door | |
| SIBERIA | DESCRIPTION | |
|  | <ul style="list-style-type: none"> • door & drawer front material consist of 3/4" particle board laminated with thermally fused laminate, with matching PVC edge banding • cabinets are assembled using doweled construction. Side, top & bottom panels are 3/4" thermally fused laminated particleboard, edge banded with exterior color coordinated PVC edge banding. Patterns are vertical. • 4" wide stretchers and nailers • 1/8" reveal on left & right edges of all doors and drawer fronts • 1/2" reveal at top and bottom of all cabinets • 1/4" reveal between drawer fronts on drawer stacks • 1/4" reveal between bottom of drawer and top of door | |

FINISHES & STYLES

| KYUSHU | DESCRIPTION | |
|---|---|--|
|  | <ul style="list-style-type: none"> • door & drawer front material consist of 3/4" particle board laminated with thermally fused laminate, with matching PVC edge banding • cabinets are assembled using doweled construction. Side, top & bottom panels are 3/4" thermally fused laminated particleboard, edge banded with exterior color coordinated PVC edge banding. Patterns are vertical. • 4" wide stretchers and nailers • 1/8" reveal on left & right edges of all doors and drawer fronts • 1/2" reveal at top and bottom of all cabinets • 1/4" reveal between drawer fronts on drawer stacks • 1/4" reveal between bottom of drawer and top of door | |
| FOLKSTONE | DESCRIPTION | |
|  | <ul style="list-style-type: none"> • door & drawer front material consist of 3/4" particle board laminated with thermally fused laminate, with matching PVC edge banding • cabinets are assembled using doweled construction. Side, top & bottom panels are 3/4" thermally fused laminated particleboard, edge banded with exterior color coordinated PVC edge banding. Patterns are vertical. • 4" wide stretchers and nailers • 1/8" reveal on left & right edges of all doors and drawer fronts • 1/2" reveal at top and bottom of all cabinets • 1/4" reveal between drawer fronts on drawer stacks • 1/4" reveal between bottom of drawer and top of door | |
| PEPPERDUST | DESCRIPTION | |
|  | <ul style="list-style-type: none"> • door & drawer front material consist of 3/4" particle board laminated with thermally fused laminate, with matching PVC edge banding • cabinets are assembled using doweled construction. Side, top & bottom panels are 3/4" thermally fused laminated particleboard, edge banded with exterior color coordinated PVC edge banding. Patterns are vertical. • 4" wide stretchers and nailers • 1/8" reveal on left & right edges of all doors and drawer fronts • 1/2" reveal at top and bottom of all cabinets • 1/4" reveal between drawer fronts on drawer stacks • 1/4" reveal between bottom of drawer and top of door | |
| ONTANO | DESCRIPTION | |
|  | <ul style="list-style-type: none"> • door & drawer front material consist of 3/4" particle board laminated with thermally fused laminate, with matching PVC edge banding • cabinets are assembled using doweled construction. Side, top & bottom panels are 3/4" thermally fused laminated particleboard, edge banded with exterior color coordinated PVC edge banding. Patterns are vertical. • 4" wide stretchers and nailers • 1/8" reveal on left & right edges of all doors and drawer fronts • 1/2" reveal at top and bottom of all cabinets • 1/4" reveal between drawer fronts on drawer stacks • 1/4" reveal between bottom of drawer and top of door | |

ALUMINUM GLASS FRAME DOOR TRIM

Aluminum Glass Frame Door Trim is required with all Glass Frame Doors. Trim color is similar, but does not match handle hardware. See specific cabinet page for pricing.



| |
|--------------------------------|
| Aluminum Glass Frame Door Trim |
| Natural Aluminum |
| Black Aluminum |
| Brown Aluminum |

